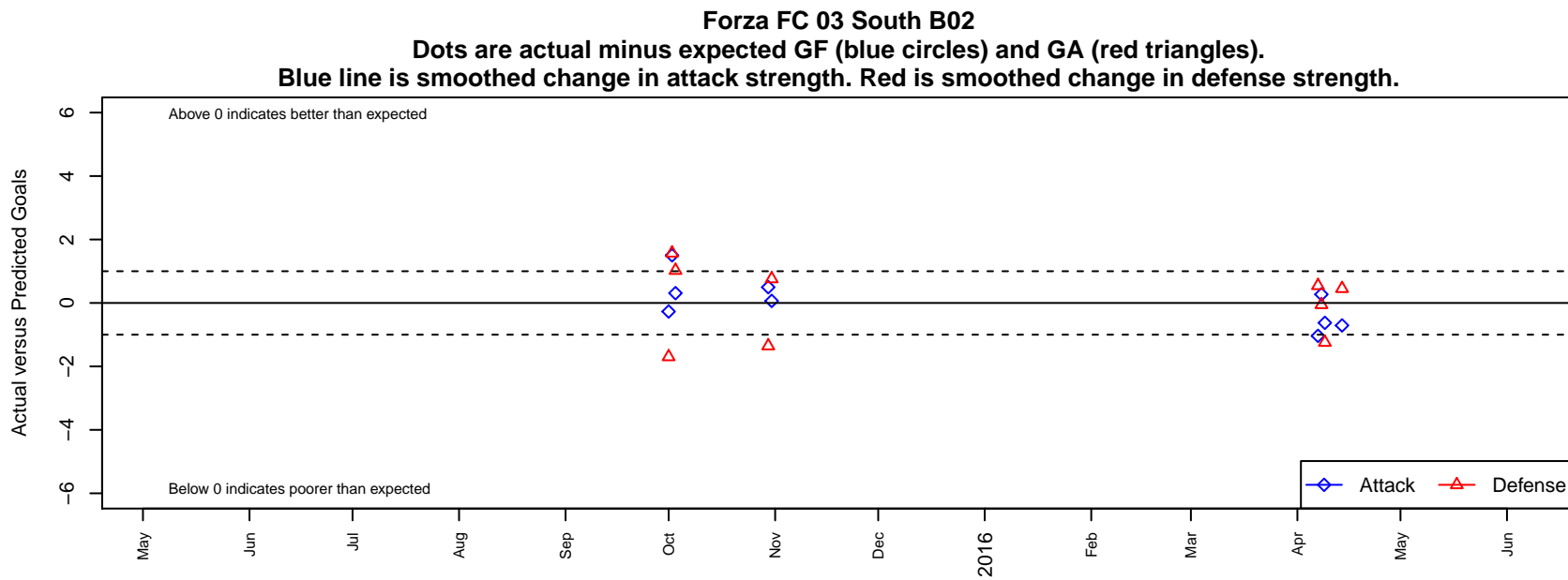


Forza FC 03 South B02

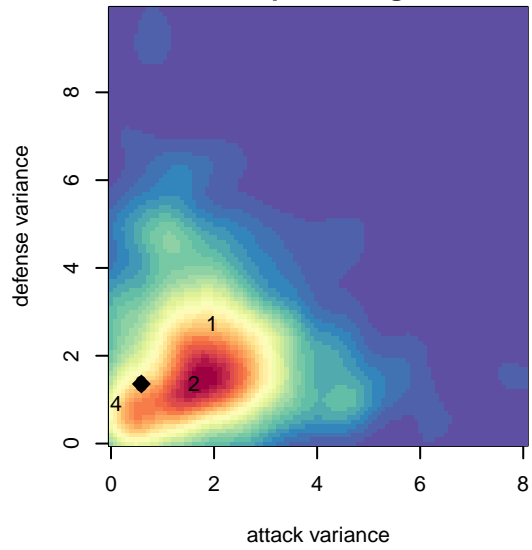
, UT
B02 total strength=1275
attack=3.1 defense=8.65

alt names used:
FORZA FC 03 SOUTH BB

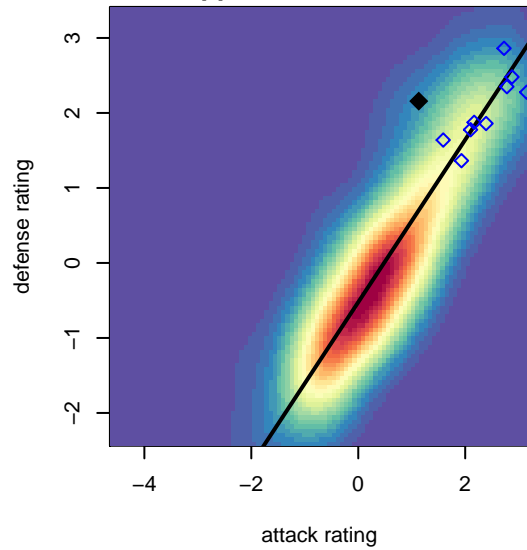
Venues played:
2015 FWRL Desert Premier U13



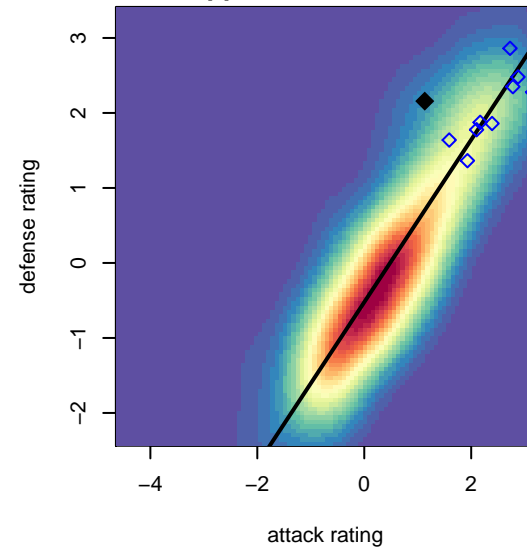
**attack and defense variance (black dot)
relative to other teams
and top 10 in region**



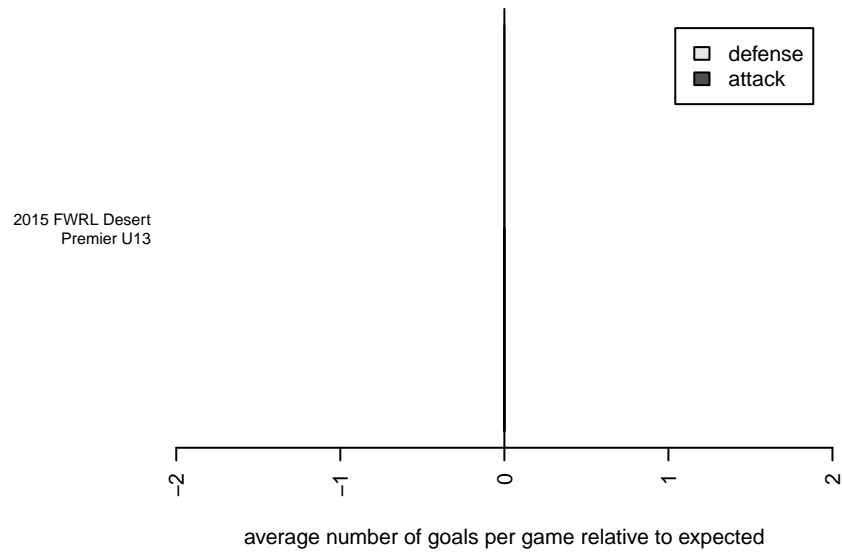
**attack and defense rating
relative to others at age
and all opponents in last 13 months**



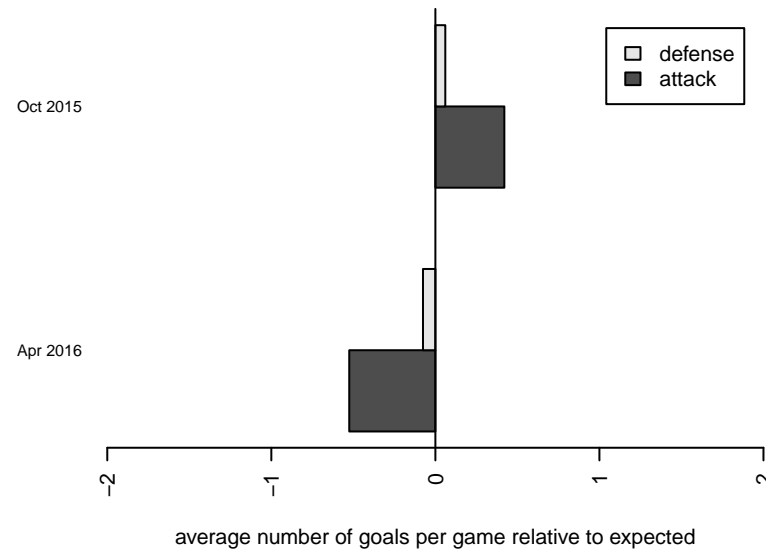
**attack and defense rating
relative to others at age
and all opponents in last 13 months**



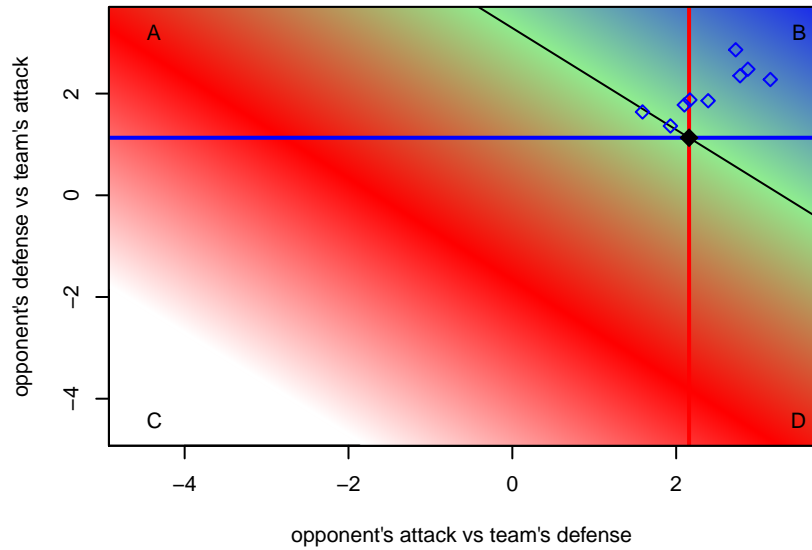
Performance relative to 13 month average



Performance relative to 13 month average



Distribution of opponents
Red = Lose zone, Blue = Win zone, Green = Even
Black line separates win/lose zones



lot. A=Neither has attack advantage, B=Opponent has both attack and defense advantage, C=Opponent has both attack and defense disadvantage, D=Both have

date	home		away		venue	pred.home	pred.away
2016-04-14	Forza FC 03 South B02	0	RSL Academy B02	1	2015 FWRL Desert Premier U13	0.71	1.45
2016-04-09	La Roca Futbol Club 03 S B02	3	Forza FC 03 South B02	0	2015 FWRL Desert Premier U13	1.76	0.63
2016-04-08	Forza FC 03 South B02	1	NM Rush 03 Nike B02	1	2015 FWRL Desert Premier U13	0.73	0.95
2016-04-07	Colorado Storm 03 South Select B02	0	Forza FC 03 South B02	0	2015 FWRL Desert Premier U13	0.54	1.04
2015-10-31	Forza FC 03 South B02	1	Sereno West 03 Chelsea B02	0	2015 FWRL Desert Premier U13	0.94	0.76
2015-10-30	Forza FC 03 South B02	1	Vegas All Boys FC 03 B02	4	2015 FWRL Desert Premier U13	0.50	2.65
2015-10-03	Rio Rapids SC B02	0	Forza FC 03 South B02	1	2015 FWRL Desert Premier U13	1.02	0.69
2015-10-02	Forza FC 03 South B02	2	SC del Sol 03 Leebrook White B02	0	2015 FWRL Desert Premier U13	0.50	1.57
2015-10-01	Real Colorado Nationals B02	3	Forza FC 03 South B02	0	2015 FWRL Desert Premier U13	1.30	0.27